

*Rapid installation securing
any cables to any cable tray*



LINIAN CABLE TRAY CLIP™



- No tools required - simply locks into place by hand
- Strong and simple to install
- Lightweight construction
- Sleek aesthetically pleasing design
- Suitable for use with any brand of cable tray
- Reusable sustainable design



LINIAN CABLE TRAY CLIP™

Fire rated steel construction

Quick installation, reduces labour costs dramatically

Prevents Premature Collapse of Cables and comply with BS7671, 18th Edition

Non corrosive and weather resistant

Manufactured in the UK

Reduces labour and overall project costs


Suitable for medium and heavy duty trays

Currently available in 4 different sizes from 75mm – 225mm

Completely eliminates the requirement for any steel ties and tensioning tools

Only 2 cable tray clips required for every length of tray!*

**2-3 clips on average, depending on installation*




Size Ranges
75mm Tray Clip
100mm Tray Clip
150mm Tray Clip
225mm Tray Clip

Step 1




Secure cable(s) to tray as normal

Step 2



Attach one end of the LINIAN Cable Tray Clip under the cable trays return flange

Step 3



Applying gentle upward pressure to the centre of the LINIAN Cable Tray Clip, carefully attach the other end to opposing return flange of the cable tray

Installation completed

